

DRIVEN FOR COMDATA™ APP

Card Management at Drivers' Fingertips

The OnRoad card is a dual-sided card that empowers drivers to use payroll and settlement funds just as they might use a bank debit card, ensuring anytime, anywhere access to funds for business and personal expenses.*

Managing funds, Express Codes, transactions, and much more, is made simple with the DRIVEN FOR COMDATA app.

GETTING STARTED

First, you need to sign in. If you are an existing Comdata OnRoad app user, login with your current user name and password.

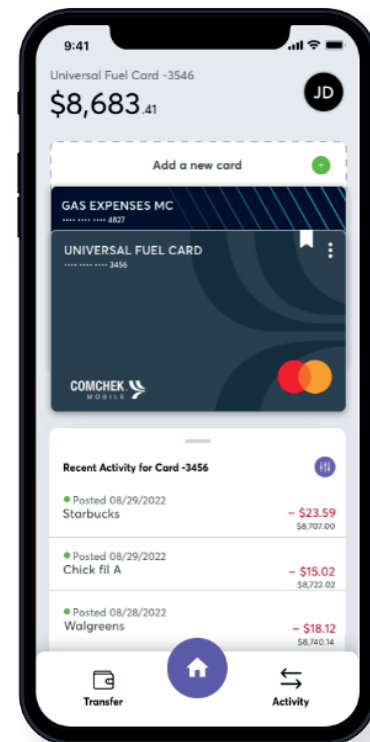
First-time users will need to register and create a profile by entering your card number and employee/driver number.

VIEW ACCOUNT SETTINGS

Tap the initials in the top right of the screen to access account settings. Here you have the ability to reset your password, update your email address, update bank account info, order an OnRoad card, and much more.

VIEW CARD SETTINGS

Select the card to see a menu pop up over the card. Use the menu to set a new PIN, change the card's nickname, set a card as a favorite card, or remove a card.



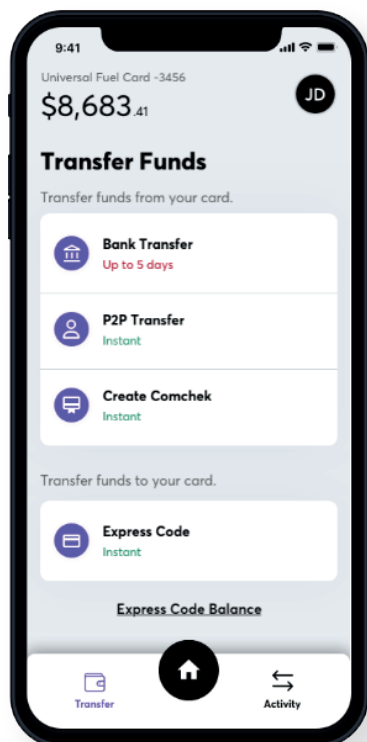
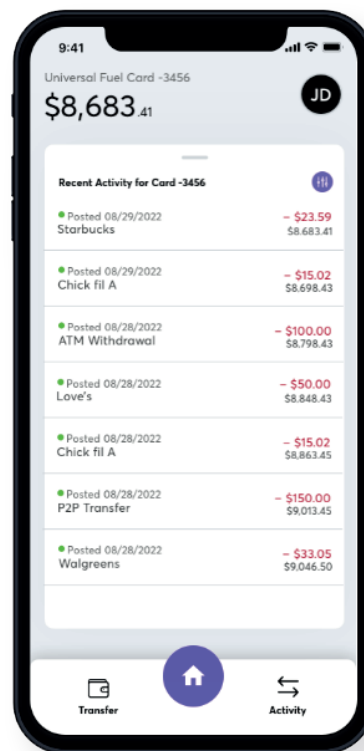
CHECK YOUR BALANCE

Select a card from the Home screen to check card balances.* The balance will be displayed in the upper left corner of the screen.

To check your Express Code Balance, tap the "Transfer" button at the bottom of the screen and tap "Check Express Code Balance".

RECENT ACTIVITY

Select a card and click "Activity" to scroll through transactions on the selected card. Any received funds to your card will be shown here.



CREATE A COMCHEK

Tap the "Transfer" button at the bottom of the app. Here you can register a Comchek draft issued by the same company that issued your OnRoad card in an amount up to your available balance, less any applicable fees. You will need the draft number located at the top of the paper Comchek you are looking to register to complete the process. Simply tap the "Transfer" button at the bottom of the app, then follow the step-by-step instructions for the "Create Comchek" option.

TRANSFER FUNDS TO A PEER

Tap the "Transfer" button at the bottom of the app, then follow the step-by-step instructions for the "P2P Transfer" option to transfer funds to anyone registered to the DRIVEN FOR COMDATA app.

WE ARE HERE TO HELP.
IF YOU HAVE ANY QUESTIONS PLEASE CALL 1-866-288-9990.

*Dual functionality available only if a driver's company has activated this feature for the driver's card.
 The Comdata Mastercard is issued by Regions Bank, pursuant to a license by Mastercard® International Incorporated.
 Mastercard is a registered trademark of Mastercard® International Incorporated.
 Comdata is a registered trademark of Comdata Inc. ©2022 Comdata Corporation. All rights reserved.