


FleetAdvance Mobile App: Registering Comchek Drafts

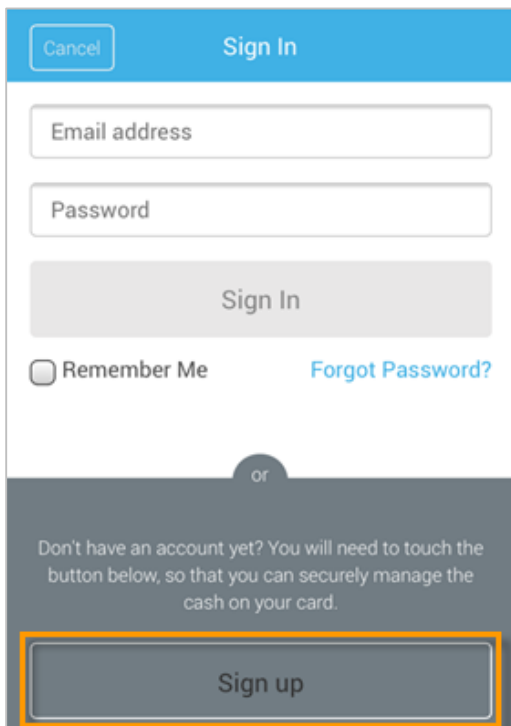
If you add a card with Express Cash to the FleetAdvance Mobile app, you can register Comchek drafts on the Express Cash screen. This allows you to fund drafts from your Express Cash balance. Follow these steps to register a draft:

1. Select **Express Cash** (displays only if the card is set up for Express Cash).

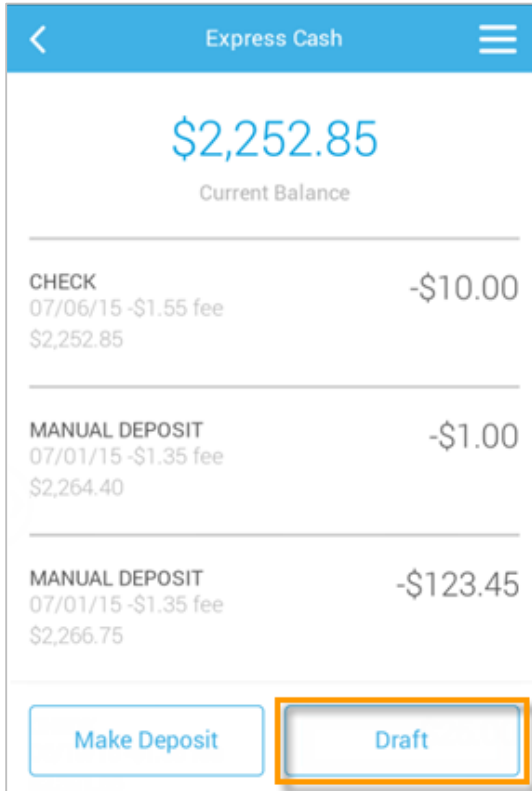


2. Select **Sign in** to log in to the Express Cash features.

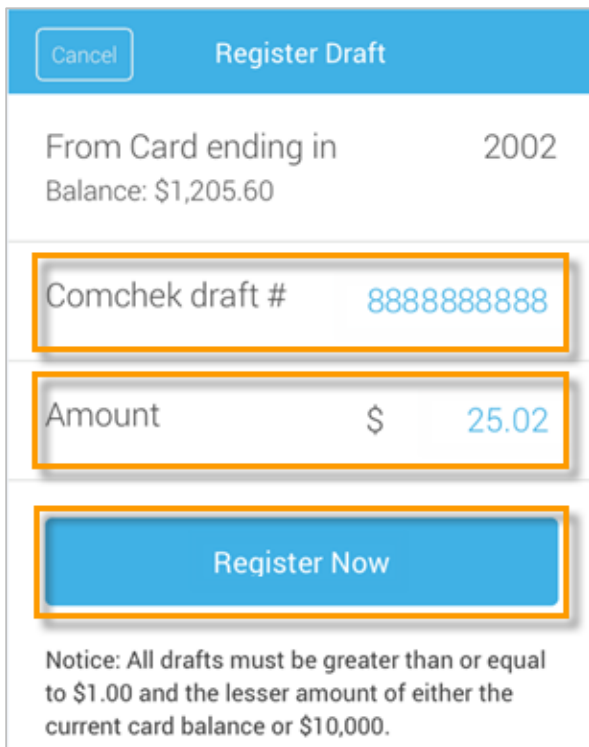
Note: If you do not know how to log in, see your program administrator for instructions.



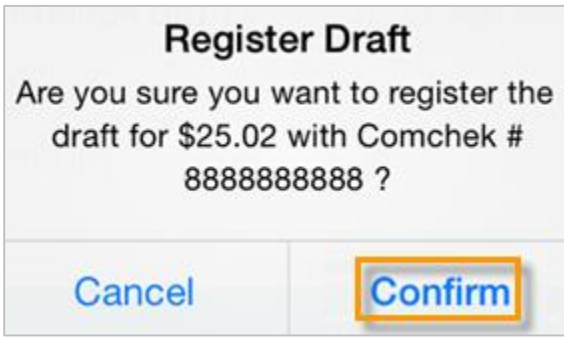
- 3. The Express Cash screen opens. Here, you can view your transaction history and perform direct deposits. Select **Draft**.



- 4. Enter the Comchek draft number and amount. Then, select **Register**. Note that the amount cannot exceed the card's balance.



- 5. Select **Confirm** to continue.



- 6. You should receive the following message upon success. Take note of the reference number displayed. This transaction will be reflected in the transaction history on the Express Cash screen.

